NA2XY 1 x (10-500) mm² 0.6/1 kV

Al / XLPE / PVC

(Aluminium Conductor, XLPE Insulated, PVC Sheathed)

Standard Specification : SPLN 43-6

Construction Data

Nom. Cross Section Area	Overall Diameter	Cable Weight
	approx.	approx.
mm²	mm	kg/km
10	8.5	84
16	9.7	113
25	11.3	156
35	12.5	196
50	14.1	257
70	16.2	335
95	18.3	434
120	19.8	509
150	22.5	639
185	24.5	772
240	28.0	1,008
300	30.5	1,208
400	36.0	1,696
500	39.0	1,982

Application :
Power cable : Indoors, cable trunking, outdoors and burried in the ground, for power stations, industry and switchgear as well as for urban supply networks, if mechanical damage is unlikely.

Special Features on Request
- Oil Resistance
- UV Resistance
- Flame Retardant Cat. A, B, C
- Flame Retardant Non Category
- Anti Termite
- Anti Rodent
- Low Smoke Zero Halogen
- Nylon Coated

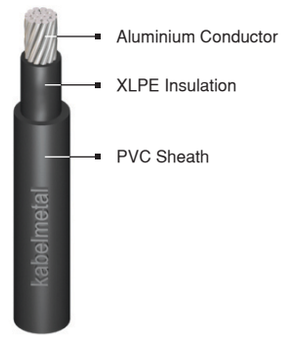

Note :
Conductor Shape
10 - 16 sqmm supplied in non compacted circular stranded (rm) conductor shape
25 - 500 sqmm supplied in non compacted circular stranded (rm) or compacted circular stranded (cm) conductor shape

Standard Packing
10 - 500 sqmm supplied in wooden drum @ 1000 m
Length Tolerance per drum ± 2%

Electrical Data

Conductor			Inductance		Current - Carrying Capacity at 30° C *				Short circuit current at 1 sec
Nom. Cross Sect.	DC Resistance at 20°C	AC Resistance at 90°C	Trefoil formation	Flat formation	in air	in ground	in air	in ground	
(mm²)	Max. (Ω/km)	Max. (Ω/km)	(mH/km)	(mH/km)	Max. (A)	Max. (A)	Max. (A)	Max. (A)	Max. (kA)
10	3.08	3.949	0.336	0.382	60	71	62	72	0.94
16	1.91	2.449	0.311	0.357	81	92	84	94	1.50
25	1.20	1.539	0.302	0.348	109	118	112	121	2.35
35	0.868	1.113	0.289	0.335	134	142	138	145	3.29
50	0.641	0.822	0.279	0.325	165	168	170	172	4.70
70	0.443	0.568	0.269	0.316	211	206	218	212	6.58
95	0.320	0.411	0.265	0.312	261	245	269	253	8.93
120	0.253	0.325	0.262	0.308	303	279	313	287	11.28
150	0.206	0.265	0.258	0.304	353	313	364	323	14.10
185	0.164	0.212	0.256	0.302	410	355	423	366	17.39
240	0.125	0.162	0.253	0.299	494	412	510	426	22.56
300	0.100	0.130	0.249	0.295	571	465	590	481	28.20
400	0.0778	0.103	0.245	0.292	688	536	711	555	37.60
500	0.0605	0.081	0.245	0.291	796	609	823	631	47.00

** Further information about rating factor for certain cable arrangement can be found on supplementary technical information*

PT KMI Wire and Cable Tbk reserves the right to change the data content without prior notification

25704-01 Rev. 2.0 / 2009

NA2XY 2 x (10-300) mm² 0.6/1 kV

Al / XLPE / PVC

(Aluminium Conductor, XLPE Insulated, PVC Sheathed)

Standard Specification : SPLN 43-6

Construction Data

Nom. Cross Section Area	Overall Diameter	Cable Weight
	approx.	approx.
mm²	mm	kg/km
10	17.2	347
16	19.7	460
25	22.0	587
35	24.5	734
50	27.5	836
70	31.5	1,092
95	35.5	1,433
120	39.0	1,734
150	42.5	2,040
185	48.5	2,595
240	53.5	3,211
300	59.0	3,943

Application :
Power cable : Indoors, cable trunking, outdoors and burried in the ground, for power stations, industry and switchgear as well as for urban supply networks, if mechanical damage is unlikely.

Special Features on Request
- Oil Resistance
- UV Resistance
- Flame Retardant Cat. A, B, C
- Flame Retardant Non Category
- Anti Termite
- Anti Rodent
- Low Smoke Zero Halogen
- Nylon Coated

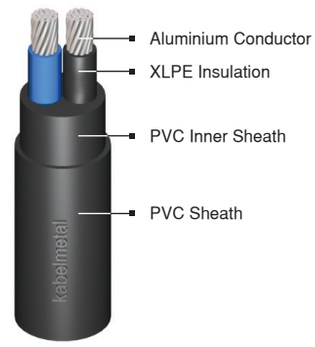

Note :
Conductor Shape
10 - 16 sqmm supplied in non compacted circular stranded (rm) conductor shape
25 - 300 sqmm supplied in compacted circular stranded (cm) conductor shape

Standard Packing
10 - 185 sqmm supplied in wooden drum @ 1000 m
240 - 300 sqmm will be suplied in wooden drum on available length
Length Tolerance per drum ± 2%

Electrical Data

Conductor			Inductance	Current - Carrying Capacity at 30°C *		Short circuit current at 1 sec
Nom. Cross Sect.	DC Resistance at 20°C	AC Resistance at 90°C		in air	in ground	
(mm²)	Max. (Ω/km)	Max. (Ω/km)	(mH/km)	Max. (A)	Max. (A)	Max. (kA)
10	3.08	3.949	0.248	61	72	0.94
16	1.91	2.449	0.236	88	99	1.50
25	1.20	1.539	0.242	119	130	2.35
35	0.868	1.113	0.234	145	157	3.29
50	0.641	0.822	0.232	175	185	4.70
70	0.443	0.568	0.229	220	229	6.58
95	0.320	0.411	0.224	272	276	8.93
120	0.253	0.325	0.223	317	320	11.28
150	0.206	0.265	0.225	362	351	14.10
185	0.164	0.211	0.225	420	400	17.39
240	0.125	0.162	0.223	497	467	22.56
300	0.100	0.130	0.222	577	532	28.20

** Further information about rating factor for certain cable arrangement can be found on supplementary technical information*

PT KMI Wire and Cable Tbk reserves the right to change the data content without prior notification

25704-02 Rev. 2.0 / 2009

NA2XY 3 x (10-300) mm² 0.6/1 kV

Al / XLPE / PVC

(Aluminium Conductor, XLPE Insulated, PVC Sheathed)

Standard Specification : SPLN 43-6

Construction Data

Nom. Cross Section Area	Overall Diameter	Cable Weight
	approx.	approx.
mm²	mm	kg/km
10	18.0	382
16	21.0	510
25	23.5	660
35	26.0	830
50	28.0	828
70	32.5	1,126
95	36.0	1,422
120	39.0	1,716
150	44.0	2,113
185	48.5	2,577
240	54.5	3,279
300	59.0	3,963

Application :
Power cable : Indoors, cable trunking, outdoors and burried in the ground, for power stations, industry and switchgear as well as for urban supply networks, if mechanical damage is unlikely.

Special Features on Request
- Oil Resistance
- UV Resistance
- Flame Retardant Cat. A, B, C
- Flame Retardant Non Category
- Anti Termite
- Anti Rodent
- Low Smoke Zero Halogen
- Nylon Coated

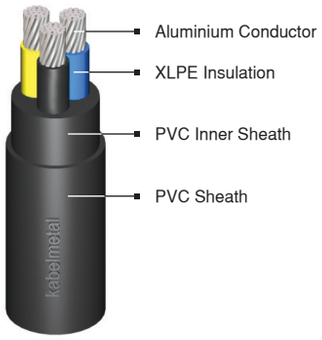

Note :
Conductor Shape
10 - 16 sqmm supplied in non compacted circular stranded (rm) conductor shape
25 - 35 sqmm supplied in compacted circular stranded (cm) conductor shape
50 - 300 sqmm supplied in sector shaped stranded (sm) conductor

Standard Packing
10 - 185 sqmm supplied in wooden drum @ 1000 m
240 - 300 sqmm will be suplied in wooden drum on available length
Length Tolerance per drum ± 2%

Electrical Data

Conductor			Inductance	Current - Carrying Capacity at 30°C *		Short circuit current at 1 sec
Nom. Cross Sect.	DC Resistance at 20°C	AC Resistance at 90°C		in air	in ground	
(mm²)	Max. (Ω/km)	Max. (Ω/km)	(mH/km)	Max. (A)	Max. (A)	Max. (kA)
10	3.08	3.949	0.248	52	60	0.94
16	1.91	2.449	0.236	75	84	1.50
25	1.20	1.539	0.242	100	110	2.35
35	0.868	1.113	0.234	123	132	3.29
50	0.641	0.822	0.232	149	156	4.70
70	0.443	0.568	0.229	189	193	6.58
95	0.320	0.411	0.224	233	232	8.93
120	0.253	0.325	0.223	271	268	11.28
150	0.206	0.265	0.225	310	296	14.10
185	0.164	0.211	0.225	359	336	17.39
240	0.125	0.162	0.223	429	429	22.56
300	0.100	0.130	0.222	496	447	28.20

** Further information about rating factor for certain cable arrangement can be found on supplementary technical information*

PT KMI Wire and Cable Tbk reserves the right to change the data content without prior notification

25704-03 Rev. 2.0 / 2009

NA2XY 4 x (10-300) mm² 0.6/1 kV

Al / XLPE / PVC

(Aluminium Conductor, XLPE Insulated, PVC Sheathed)

Standard Specification : SPLN 43-6

Construction Data

Nom. Cross Section Area	Overall Diameter	Cable Weight
	approx.	approx.
mm²	mm	kg/km
10	19.5	446
16	23.0	601
25	25.5	787
35	28.5	994
50	32.5	1,058
70	36.5	1,431
95	40.5	1,820
120	45.5	2,275
150	51.5	2,749
185	56.0	3,336
240	62.5	4,243
300	68.0	5,131

Application :
Power cable : Indoors, cable trunking, outdoors and burried in the ground, for power stations, industry and switchgear as well as for urban supply networks, if mechanical damage is unlikely.

Special Features on Request
- Oil Resistance
- UV Resistance
- Flame Retardant Cat. A, B, C
- Flame Retardant Non Category
- Anti Termite
- Anti Rodent
- Low Smoke Zero Halogen
- Nylon Coated

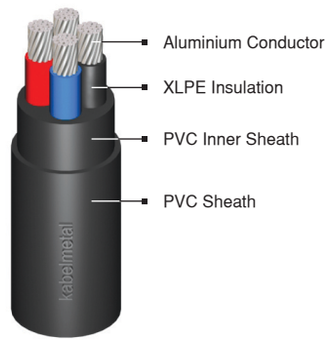

Note :
Conductor Shape
10 - 16 sqmm supplied in non compacted circular stranded (rm) conductor shape
25 - 35 sqmm supplied in compacted circular stranded (cm) conductor shape
50 - 300 sqmm supplied in sector shaped stranded (sm) conductor

Standard Packing
10 - 120 sqmm supplied in wooden drum @ 1000 m
150 - 300 sqmm will be suplied in wooden drum on available length
Length Tolerance per drum ± 2%

Electrical Data

Conductor			Inductance	Current - Carrying Capacity at 30°C *		Short circuit current at 1 sec
Nom. Cross Sect.	DC Resistance at 20°C	AC Resistance at 90°C		in air	in ground	
(mm²)	Max. (Ω/km)	Max. (Ω/km)	(mH/km)	Max. (A)	Max. (A)	Max. (kA)
10	3.08	3.949	0.248	52	60	0.94
16	1.91	2.449	0.236	75	84	1.50
25	1.20	1.539	0.242	110	110	2.35
35	0.868	1.113	0.234	123	132	3.29
50	0.641	0.822	0.232	149	156	4.70
70	0.443	0.568	0.229	189	193	6.58
95	0.320	0.411	0.224	233	232	8.93
120	0.253	0.325	0.223	271	268	11.28
150	0.206	0.265	0.225	310	296	14.10
185	0.164	0.211	0.225	359	336	17.39
240	0.125	0.162	0.223	429	393	22.56
300	0.100	0.130	0.222	496	447	28.20

** Further information about rating factor for certain cable arrangement can be found on supplementary technical information*

PT KMI Wire and Cable Tbk reserves the right to change the data content without prior notification

25704-04 Rev. 2.0 / 2009

NA2XY 5 x (10-50) mm² 0.6/1 kV

Al / XLPE / PVC

(Aluminium Conductor, XLPE Insulated, PVC Sheathed)

Standard Specification : SPLN 43-6

Construction Data

Nom. Cross Section Area	Overall Diameter	Cable Weight
	approx.	approx.
mm²	mm	kg/km
10	21.5	521
16	24.5	709
25	27.5	935
35	31.0	1,187
50	36.0	1,479

Application :
Power cable : Indoors, cable trunking, outdoors and burried in the ground, for power stations, industry and switchgear as well as for urban supply networks, if mechanical damage is unlikely.

Special Features on Request
- Oil Resistance
- UV Resistance
- Flame Retardant Cat. A, B, C
- Flame Retardant Non Category
- Anti Termite
- Anti Rodent
- Low Smoke Zero Halogen
- Nylon Coated

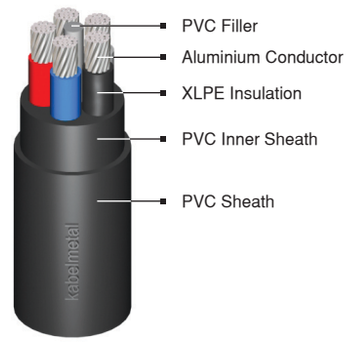

Note :
Conductor Shape
10 - 16 sqmm supplied in non compacted circular stranded (rm) conductor shape
25 - 50 sqmm supplied in compacted circular stranded (cm) conductor shape

Standard Packing
10 - 50 sqmm supplied in wooden drum @ 1000 m
Length Tolerance per drum ± 2%

Electrical Data

Conductor			Inductance	Current - Carrying Capacity at 30°C *		Short circuit current at 1 sec
Nom. Cross Sect.	DC Resistance at 20°C	AC Resistance at 90°C		in air	in ground	
(mm²)	Max. (Ω/km)	Max. (Ω/km)	(mH/km)	Max. (A)	Max. (A)	Max. (kA)
10	3.08	3.949	0.248	52	60	0.94
16	1.91	2.449	0.236	75	84	1.50
25	1.20	1.539	0.242	100	110	2.35
35	0.868	1.113	0.234	123	132	3.29
50	0.641	0.822	0.232	144	156	4.70

** Further information about rating factor for certain cable arrangement can be found on supplementary technical information*

PT KMI Wire and Cable Tbk reserves the right to change the data content without prior notification
25704-05 Rev. 2.0 / 2009